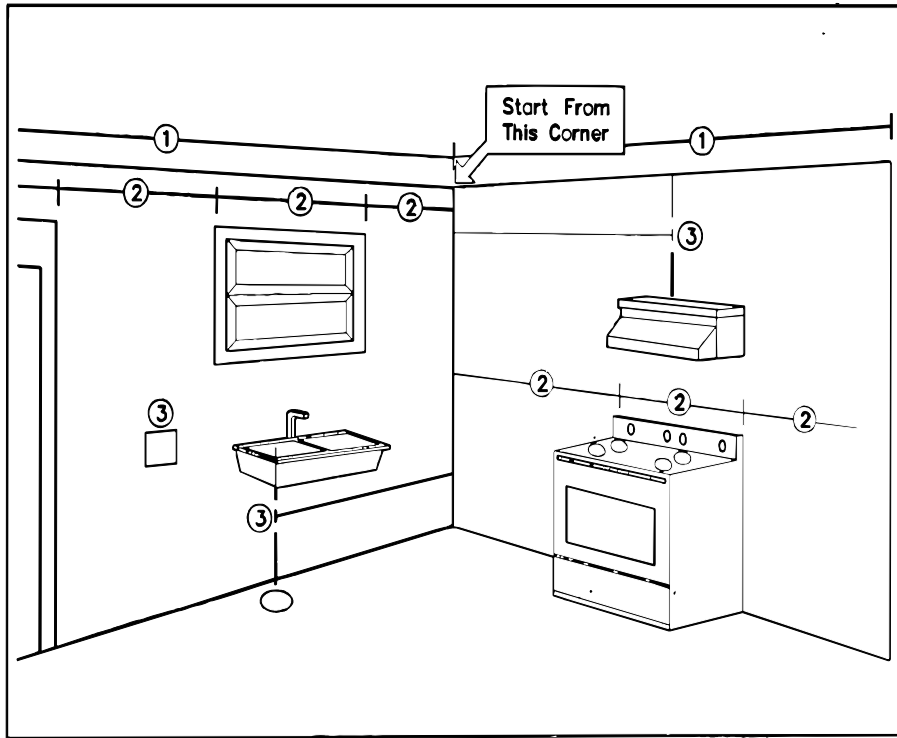


Measuring Guidelines

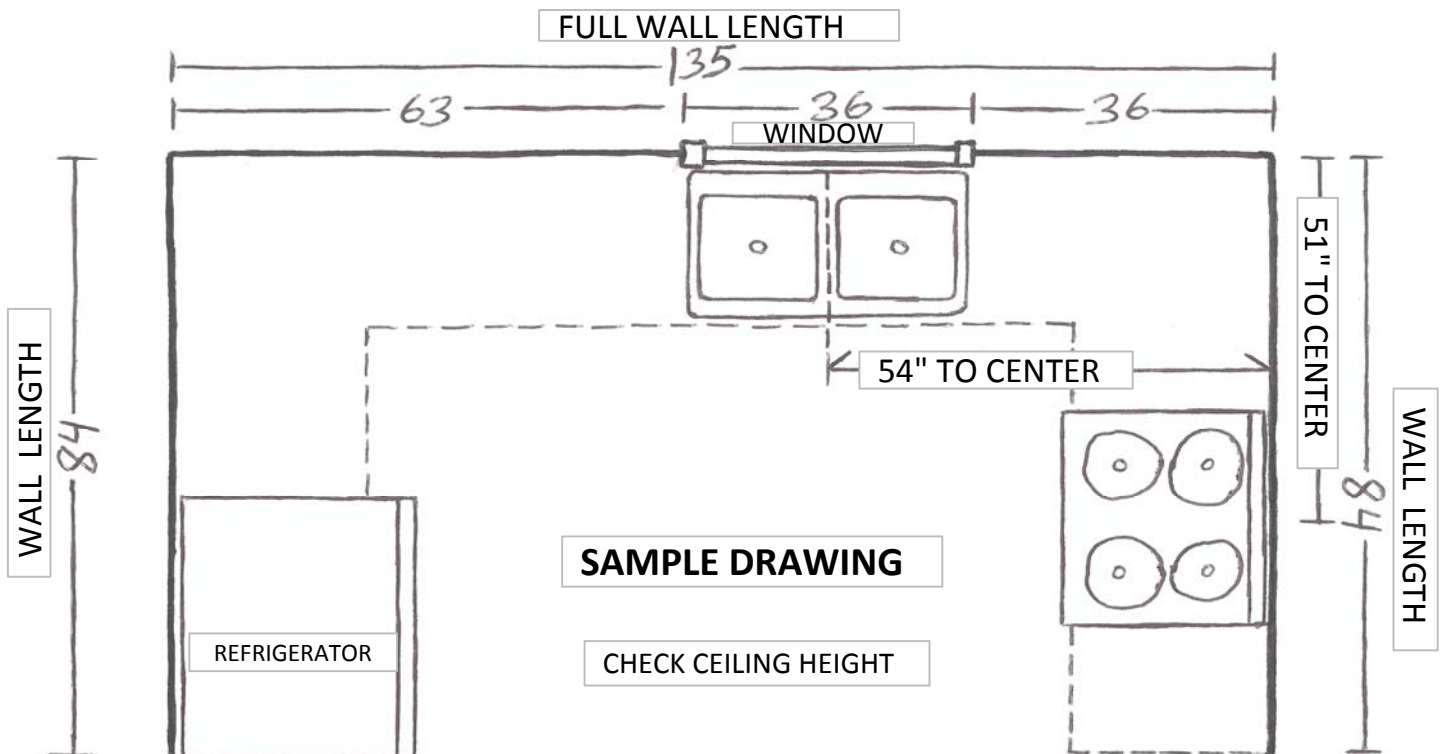
Your Builders Surplus has 45 years of experience when it comes to kitchen designs. Please provide us a quick diagram with all measurements so that we can help you design a new kitchen for your home. The following instructions will allow us to layout and quote any cabinet style you desire. **There is NO obligation and NO Charge!**




MEASURING GUIDELINES

START FROM A CORNER

- 1** MEASURE THE OVERALL LENGTH OF EACH WALL. USE THE GRID ON THE BACK TO NOTE YOUR MEASUREMENTS.
- 2** INDICATE ALL BREAKS IN WALLS (WINDOWS, DOORS, ETC.) BY MEASURING FROM THE CORNER TO THE OUTSIDE EDGE OF MOULDING. INDICATE ANY PERMANENT APPLIANCES, AIR VENTS, ETC..
- 3** MEASURE FROM CORNER TO CENTERLINE OF PLUMBING, DUCTING AND ELECTRICAL OUTLETS. PLUMBING AND OUTLETS MAY BE MOVED TO ACCOMMODATE A LAY-OUT CHANGE.





Builders Surplus Inc.

1800 E. Dyer. Santa Ana Ca 92705, (888) 296-9028 Fax (949) 756-8290

Hours: Tuesday-Saturday 9:00 to 5:00, Closed: Monday and Sunday

www.BuilderSurplus.Net Email: info@BuildersSurplus.Net

Prices Subject to Change Without Notice